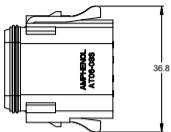
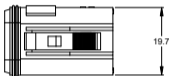


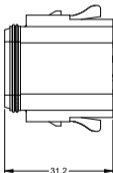
REVISIONS					
REV	ECO	DESCRIPTION	DATE	BY	APPR
A3	-	RELEASE NEW DWG FORMAT	11DEC13	DRP	
A4	-	REVISED IP RATINGS TO IP68/IP69	17DEC2025	JHEAD	DH



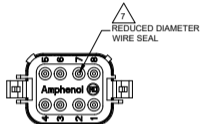
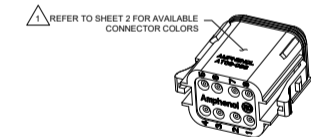
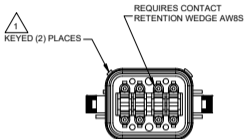
36.8



19.7



31.2

REDUCED DIAMETER  
WIRE SEALREFER TO SHEET 2 FOR AVAILABLE  
CONNECTOR COLORSREQUIRES CONTACT  
RETENTION WEDGE AW8S

KEYED (2) PLACES

NOTES: UNLESS OTHERWISE SPECIFIED

1 SEE SHEET 2 FOR KEY ARRANGEMENTS AND COLORS.

2. MATERIAL:  
HOUSING: THERMOPLASTIC  
SEAL: SILICONE RUBBER
3. MODIFICATIONS: REDUCED DIAMETER SEAL

4. SPECIFICATIONS:
- 4.1 CURRENT RATING: 13 AMPS
  - 4.2 OPERATING TEMPERATURE: -55°C TO +125°C
  - 4.3 DIELECTRIC WITHSTANDING VOLTAGE: LESS THAN 2 MILLIAMPS CURRENT LEAKAGE @ 1500 VOLTS AC.
  - 4.4 INSULATION RESISTANCE: 1000 MEGOHMS MIN @ 25°C.
  - 4.5 MOISTURE RESISTANCE: IP68 (1M OF WATER FOR A PERIOD OF 24 HOURS, MATED CONDITION) IP69K (MATED CONDITION)
  - 4.6 MATING CYCLE DURABILITY: 100 CYCLES
  - 4.7 RoHS COMPLIANT

5. MATING PART: AT04-08PX\* RECEPTACLE  
(X = A,B,C,D KEYS, \* = MODIFICATIONS AND COLORS)

6. ALL DIMENSIONS ARE FOR REFERENCE USE ONLY.

7 CONTACT SIZE AND REAR SEAL WIRE RANGE:

CONTACT SIZE	MIN. INSUL O.D.	MAX. INSUL O.D.	TYPICAL WIRE RANGE
16	1.35 mm (.053 in)	3.05 mm (.120 in)	14 - 20 AWG

SEE SHEET 2		DESCRIPTION		ITEM
QUANTITY	PART NUMBER	MATERIALS LIST		
UNLESS OTHERWISE SPECIFIED				
1) All dimensions are in millimeters				
2) Tolerances are as follows:				
1 P/L DEC: ±0.30				
2 P/L DEC: ±0.16				
3) Hole reference =  Angles x1°				
3) Hole reference =				
DIMENSIONAL SPECIFICATIONS:				
DRAWN: DPARS				
CHECKED: 11DEC13				
APPROVAL:				
CUSTOMER:				
THE DRAWING IS SUPPLIED FOR INFORMATION ONLY. DESIGN FEATURES, SPECIFICATIONS AND PERFORMANCE DATA SHOWN HEREON ARE THE PROPERTY OF THE AMPHENOL CORPORATION. NO RIGHTS OF REPRODUCTION ARE IMPLIED. ALL DIMENSIONS ARE SUBJECT TO NORMAL MANUFACTURING VARIATIONS.				
<div style="text-align: center;"> <p>Site Systems - www.amphenol-site.com 44724 Morley Drive Clinton Township, MI 48036</p> <p>PLUG, 8 SOCKET, AT SERIES, KEYED, REDUCED DIAMETER WIRE SEAL</p> </div>				
PROCESS SPECIFICATIONS:		REV: B C-		ITEM NO: AT06-08SX-RDXXX
NEXT REV:		SCALE: NONE		SHEET 1 OF 2

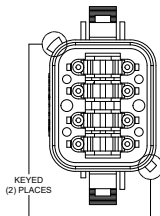
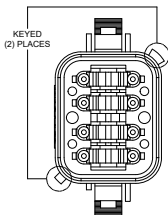
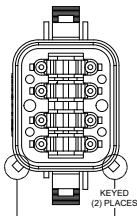
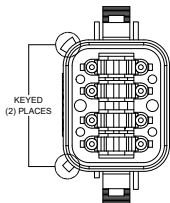
REVISIONS					
REV	ECO	DESCRIPTION	DATE	BY	APPR

P/N AT06-08SA-RD01  
KEY-A CONFIGURATION  
STANDARD COLOR: GREY

P/N AT06-08SB-RD01  
KEY-B CONFIGURATION  
STANDARD COLOR: BLACK

P/N AT06-08SC-RD01  
KEY-C CONFIGURATION  
STANDARD COLOR: GREEN

P/N AT06-08SD-RD01  
KEY-D CONFIGURATION  
STANDARD COLOR: BROWN



KEY-A CONFIGURATION	
COLOR	PART NUMBER
* GREY	AT06-08SA-RD01
BLACK	AT06-08SA-RDBLK
GREEN	AT06-08SA-RDGRN
BROWN	AT06-08SA-RDBRN

KEY-B CONFIGURATION	
COLOR	PART NUMBER
GREY	AT06-08SB-RDGRY
* BLACK	AT06-08SB-RD01
GREEN	AT06-08SB-RDGRN
BROWN	AT06-08SB-RDBRN

KEY-C CONFIGURATION	
COLOR	PART NUMBER
GREY	AT06-08SC-RDGRY
BLACK	AT06-08SC-RDBLK
* GREEN	AT06-08SC-RD01
BROWN	AT06-08SC-RDBRN

KEY-D CONFIGURATION	
COLOR	PART NUMBER
GREY	AT06-08SD-RDGRY
BLACK	AT06-08SD-RDBLK
GREEN	AT06-08SD-RDGRN
* BROWN	AT06-08SD-RD01

NOTE:

AN ASTERISKS ( \* ) PLACED BEFORE THE COLOR DENOTES THE STANDARD MOLDED COLOR OF THE CONNECTORS SHOWN ABOVE.

OTHER COLORS SHOWN ARE AVAILABLE VIA SPECIAL ORDER.

QUANTITY	PART NUMBER	DESCRIPTION	ITEM
<b>MATERIALS LIST</b>			
UNLESS OTHERWISE SPECIFIED (1) All dimensions are in millimeters		REVISIONS: DATE	
2) Tolerances are as follows: 1) P/L DEC ±0.30 2) P/L DEC ±0.18 3) Hole reference -		DESIGN: DPMWS 11DEC13	
4) Hole reference -		CHECKED:	
		APPROVED:	
TERMINAL SPECIFICATIONS:		CUSTOMER:	
PROCESS SPECIFICATIONS:		THIS DRAWING IS SUPPLIED FOR INFORMATION ONLY. DESIGN FEATURES, SPECIFICATIONS AND PERFORMANCE DATA INDICATED ARE THE PROPERTY OF THE AMPHENOL CORPORATION. NO RIGHTS OF REPRODUCTION ARE GRANTED. ALL DIMENSIONS ARE SUBJECT TO NORMAL MANUFACTURING VARIATIONS.	
SHEET 001:		<b>Amphenol</b>	
		Site Systems - www.amphenol-site.com 44724 Morley Drive Clinton Township, MI 48036	
		PLUG, 8 SOCKET, AT SERIES, KEYED, REDUCED DIAMETER WIRE SEAL	
SCALE: NONE	REV: B C-	PART: AT06-08SX-RDXXX	REV: A4
		SHEET 2 OF 2	