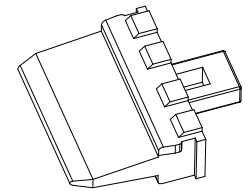
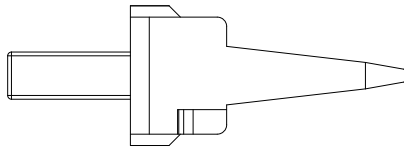
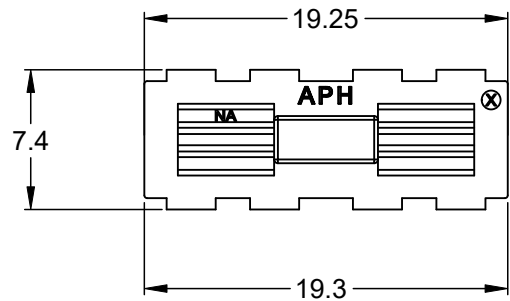
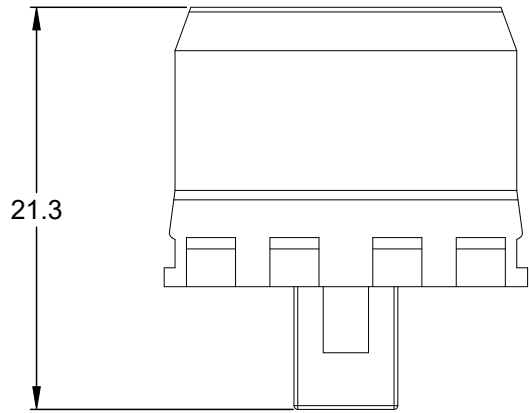


REVISIONS					
REV	ECO	DESCRIPTION	DATE	BY	APPR
A3	--	RELEASE NEW DWG FORMAT	18/SEP/13	DRP	
A4	--	UPDATE DRAWING	10/MAY/19	JOE	TOMMY
A5		ADDED APH MARK TO VIEW	15OCT24	JHEAD	



NOTES: UNLESS OTHERWISE SPECIFIED

1. MATERIAL: THERMOPLASTIC; COLOR: GREEN
2. RoHS COMPLIANT
3. CAVITIES: 8
4. KEYED: N/A
5. USE WITH CONNECTORS AT04-08P*
(* = MODIFICATIONS AND/OR COLORS)
6. ALL DIMENSIONS ARE FOR REFERENCE USE ONLY.

AW8P					
QUANTITY	PART NUMBER	DESCRIPTION			ITEM
MATERIALS LIST					
<small>UNLESS OTHERWISE SPECIFIED</small> 1) All dimensions are in metric(mm). 2) Tolerances are as follows: 1 PL DEC ±0.30 2 PL DEC ±0.15 3 PL DEC ±0.08 3) Note reference =		<small>SIGNATURES</small> DRAWN: JOE CHECKED: ORION ENGINEER: APPROVAL: TOMMY		<small>DATE</small> 10/MAY/19 10/MAY/19 10/MAY/19	
<small>MATERIAL SPECIFICATIONS:</small>		<small>CUSTOMER:</small>		<h1 style="margin: 0;">Amphenol</h1> <p style="margin: 0;">Sine Systems - www.amphenol-sine.com 44724 Morley Drive Clinton Township, MI 48036</p>	
<small>PROCESS SPECIFICATIONS:</small>		<small>THIS DRAWING IS SUPPLIED FOR INFORMATION ONLY. DESIGN FEATURES, SPECIFICATIONS AND PERFORMANCE DATA SHOWN HEREON ARE THE PROPERTY OF THE AMPHENOL CORPORATION. NO RIGHTS OF REPRODUCTION ARE IMPLIED. ALL DIMENSIONS ARE SUBJECT TO NORMAL MANUFACTURING VARIATIONS.</small>			
<small>NEXT ASSY:</small>		<small>SIZE</small> A	<small>TYPE</small> C-	<small>DWG NO:</small> AW8P	<small>REVISION</small> A5
<small>SCALE:</small> NONE				SHEET 1 OF 1	