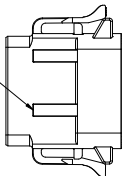
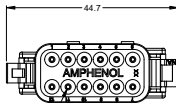
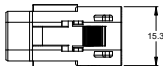
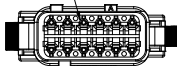


REVISIONS					
REV	ECO	DESCRIPTION	DATE	BY	APPR
A3		RELEASE NEW DWG FORMAT	06/07/13	DRP	
A4		UPDATED VIEWS FOR NA MOLDS	08MAR2025	J-HEAD	TZ
A5	-	ADDED IP RATING IP69K & FLAMMABILITY	10OCT2025	J-HEAD	DH

1
KEYED (3) PLACES



REQUIRES CONTACT
RETENTION WEDGE AWM-12S



NOTES: UNLESS OTHERWISE SPECIFIED

1 SEE SHEET 2 FOR KEY ARRANGEMENTS AND COLORS.

2. MATERIAL:
HOUSING: THERMOPLASTIC
SEAL: SILICONE RUBBER

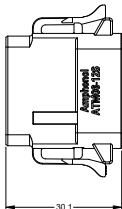
3. MODIFICATIONS: N/A

4. SPECIFICATIONS:

- 4.1 CURRENT RATING: 7.5 AMPS
- 4.2 OPERATING TEMPERATURE: -55°C TO +125°C
- 4.3 DIELECTRIC WITHSTANDING VOLTAGE: LESS THAN 2 MILLIAMPS CURRENT LEAKAGE @ 1500 VOLTS AC.
- 4.4 INSULATION RESISTANCE: 1000 MEGOHMS MIN @ 25°C.
- 4.5 MOISTURE RESISTANCE:
IP68 (1M OF WATER FOR A PERIOD OF 24 HOURS, MATED CONDITION)
IP69K (MATED CONDITION)
- 4.6 MATING CYCLE DURABILITY: 100 CYCLES
- 4.7 RoHS COMPLIANT
- 4.8 FLAMMABILITY RATING: UL94-V0

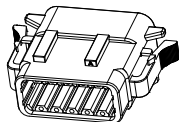
5. MATING PART: ATM04-12PX* RECEPTACLE.
(X = A,B,C,D KEYS; * = MODIFICATIONS AND COLORS)

6. ALL DIMENSIONS ARE FOR REFERENCE USE ONLY.



2 CONTACT SIZE AND REAR SEAL WIRE RANGE:

CONTACT SIZE	MIN. INSUL O.D.	MAX. INSUL O.D.	TYPICAL WIRE RANGE
20	1.35 mm (.053 in)	3.05 mm (.120 in)	16 - 22 AWG



SEE SHEET 2		DESCRIPTION		ITEM
QUANTITY	PART NUMBER	MATERIALS LIST		
		Amphenol		
UNLESS OTHERWISE SPECIFIED: 1) All dimensions are in millimeters. 2) Tolerances are as follows: 1 PL DEC ±0.30 Precision ±1.00 Angles ±1° 2 PL DEC ±0.25 Angles ±1° 3) Note references = 1		SIGNATURE: DARRK	DATE: 18JUN13	
GENERAL SPECIFICATIONS:		Site Systems - www.amphenol-sine.com 44724 Marley Drive Clinton Township, MI 48036		
PROCESS SPECIFICATIONS:		THIS DRAWING IS SUPPLIED FOR INFORMATION ONLY. DESIGN FEATURES, SPECIFICATIONS AND PERFORMANCE DATA SPECIES HEREON ARE THE PROPERTY OF THE APPLICABLE CORPORATION, NO RIGHTS OF REPRODUCTION ARE IMPLIED. ALL DIMENSIONS ARE SUBJECT TO NORMAL MANUFACTURING VARIATIONS.		
BEST APP:		SCALE: NONE	REV: B C-	PART: ATM06-12SX-XXX REVISION: A5 SHEET 1 OF 2

TITLE

PLUG KEYED 12 SOCKET ATM SERIES

DATE

ATM06-12SX-XXX

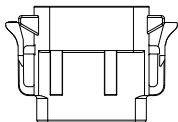
REV: A5

SHEET 1

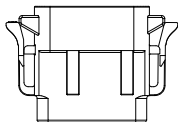
OF 2

REVISONS					
REV	ECO	DESCRIPTION	DATE	BY	APPR

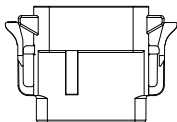
P/N ATM06-12SA
KEY-A CONFIGURATION
STANDARD COLOR: GREY



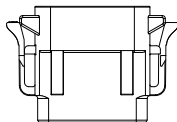
P/N ATM06-12SB
KEY-B CONFIGURATION
STANDARD COLOR: BLACK



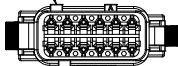
P/N ATM06-12SC
KEY-C CONFIGURATION
STANDARD COLOR: GREEN



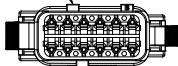
P/N ATM06-12SD
KEY-D CONFIGURATION
STANDARD COLOR: BROWN



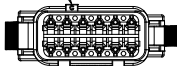
KEYED (3) PLACES



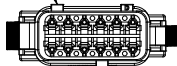
KEYED (3) PLACES



KEYED (3) PLACES



KEYED (3) PLACES



KEY-A CONFIGURATION

COLOR	PART NUMBER
* GREY	ATM06-12SA
BLACK	ATM06-12SA-BLK
GREEN	ATM06-12SA-GRN
BROWN	ATM06-12SA-BRN

KEY-B CONFIGURATION

COLOR	PART NUMBER
GREY	ATM06-12SB-GRY
* BLACK	ATM06-12SB
GREEN	ATM06-12SB-GRN
BROWN	ATM06-12SB-BRN

KEY-C CONFIGURATION

COLOR	PART NUMBER
GREY	ATM06-12SC-GRY
BLACK	ATM06-12SC-BLK
* GREEN	ATM06-12SC
BROWN	ATM06-12SC-BRN

KEY-D CONFIGURATION

COLOR	PART NUMBER
GREY	ATM06-12SD-GRY
BLACK	ATM06-12SD-BLK
GREEN	ATM06-12SD-GRN
* BROWN	ATM06-12SD

NOTE:

AN ASTERISKS (*) PLACED BEFORE THE COLOR DENOTES THE STANDARD MOLDED COLOR OF THE CONNECTORS SHOWN ABOVE.

OTHER COLORS SHOWN ARE AVAILABLE VIA SPECIAL ORDER.

QUANTITY	PART NUMBER	DESCRIPTION	ITEM
MATERIALS LIST			
UNLESS OTHERWISE SPECIFIED: 1) All dimensions are in inches/mm 2) Tolerances are as follows: 3 P.L. DEC 40 IS 3 P.L. DEC 40 IS 3 P.L. DEC 40 IS 3) Note reference -		SIGNATURES: DESIGN: DW/MS DATE: 18/JUN/13 CHECKED: DRAWN: APPROVAL: CUSTOMER:	AMphenol Sine Systems - www.amphenol-sine.com 44724 Morley Drive Clinton Township, MI 48036
MATERIAL SPECIFICATIONS: PROCESS SPECIFICATIONS: TEST ASST:		THIS DRAWING IS SUPPLIED FOR INFORMATION ONLY. GEOMETRIC FEATURES, SPECIFICATIONS AND PERFORMANCE DATA SHOWN HEREON ARE THE PROPERTY OF THE AMPHENOL CORPORATION. NO RIGHTS OF REPRODUCTION ARE IMPLIED. ALL DIMENSIONS ARE SUBJECT TO NORMAL MANUFACTURING VARIATIONS.	PLUG, KEYED, 12 SOCKET, ATM SERIES SCALE: NONE SHEET 2 OF 2
B C- ATM06-12SX-XXX A5			

ATM, DuraMate™ and PanelMate™ Series

Size 20 Contact & Tooling Options

Contacts - Machined

Part Number	Type	Style	Contact Size	Amp	Wire Range (AWG)	Wire Range (mm ²)	Insulation OD (mm)	Plating	Reel Size	Packaging
AT60-010-20141	Pin	Machined	Size 20	7.5A	16-18AWG	-	-	Nickel-Plated	-	-
AT60-010-2031	Pin	Machined	Size 20	7.5A	16-18AWG	-	-	Gold-Plated	-	-
AT60-202-20NKIT	Pin	Machined	Size 20	7.5A	18-22AWG	-	-	Nickel-Plated	-	-
AT60-202-20141	Pin	Machined	Size 20	7.5A	20-22AWG	-	-	Nickel-Plated	-	-
AT60-202-2031	Pin	Machined	Size 20	7.5A	20-22AWG	-	-	Gold-Plated	-	-
AT60-202-2031-22	Pin	Machined	Size 20	5A	22-26AWG	-	-	Gold-Plated	-	-
AT60-202-20141-22	Pin	Machined	Size 20	5A	22-26AWG	-	-	Nickel-Plated	-	-
AT62-005-20141	Socket	Machined	Size 20	7.5A	16-18AWG	-	-	Nickel-Plated	-	-
AT62-005-2031	Socket	Machined	Size 20	7.5A	16-18AWG	-	-	Gold-Plated	-	-
AT62-201-20NKIT	Socket	Machined	Size 20	7.5A	20-22AWG	-	-	Nickel-Plated	-	-
AT62-201-20141	Socket	Machined	Size 20	7.5A	20-22AWG	-	-	Nickel-Plated	-	-
AT62-201-2031	Socket	Machined	Size 20	7.5A	20-22AWG	-	-	Gold-Plated	-	-
AT62-20-0422	Socket	Machined	Size 20	7.5A	20-22AWG	-	-	Nickel-Plated	-	-
AT62-20-0444	Socket	Machined	Size 20	7.5A	20-22AWG	-	-	Gold-Plated	-	-
AT62-201-2031-22	Socket	Machined	Size 20	5A	22-26AWG	-	-	Gold-Plated	-	-
AT62-201-20141-22	Socket	Machined	Size 20	5A	22-26AWG	-	-	Nickel-Plated	-	-

Contacts - Stamped & Formed

AT60-20-0122	Pin	S&F	Size 20	7.5A	16-22AWG	1.5-0.35mm ²	1.91 - 3.15mm	Nickel-Plated	-	-
AT60-20-0122-LP	Pin	S&F	Size 20	7.5A	16-22AWG	1.5-0.35mm ²	1.91 - 3.15mm	Nickel-Plated	-	Loose Piece
AT60-20-0144	Pin	S&F	Size 20	7.5A	16-22AWG	1.5-0.35mm ²	1.91 - 3.15mm	Gold-Plated	-	-
AT60-20-0144-LP	Pin	S&F	Size 20	7.5A	16-22AWG	1.5-0.35mm ²	1.91 - 3.15mm	Gold-Plated	-	Loose Piece
AT60-20-0222	Pin	S&F	Size 20	7.5A	16-22AWG	1.5-0.35mm ²	1.30 - 2.16mm	Nickel-Plated	-	-
AT60-20-0244	Pin	S&F	Size 20	7.5A	16-22AWG	1.5-0.35mm ²	1.30 - 2.16mm	Gold-Plated	-	-
AT60-20-0277	Pin	S&F	Size 20	7.5A	16-22AWG	1.5-0.35mm ²	1.30 - 2.16mm	Tin-Plated	-	-
AT60-20-0422	Pin	S&F	Size 20	7.5A	20-22AWG	0.5-0.35mm ²	1.25 - 1.8mm	Nickel-Plated	-	-
AT60-20-0444	Pin	S&F	Size 20	7.5A	20-22AWG	0.5-0.35mm ²	1.25 - 1.8mm	Gold-Plated	-	-
AT60-20-0477	Pin	S&F	Size 20	7.5A	20-22AWG	0.5-0.35mm ²	1.25 - 1.8mm	Tin-Plated	-	-
AT62-20-0122	Socket	S&F	Size 20	7.5A	16-22AWG	1.5-0.35mm ²	1.91 - 3.15mm	Nickel-Plated	-	-
AT62-20-0122-LP	Socket	S&F	Size 20	7.5A	16-22AWG	1.5-0.35mm ²	1.91 - 3.15mm	Nickel-Plated	-	Loose Piece
AT62-20-0144	Socket	S&F	Size 20	7.5A	16-22AWG	1.5-0.35mm ²	1.91 - 3.15mm	Gold-Plated	-	-
AT62-20-0144-LP	Socket	S&F	Size 20	7.5A	16-22AWG	1.5-0.35mm ²	1.91 - 3.15mm	Gold-Plated	-	Loose Piece
AT62-20-0222	Socket	S&F	Size 20	7.5A	16-22AWG	1.5-0.35mm ²	1.30 - 2.16mm	Nickel-Plated	-	-
AT62-20-0244	Socket	S&F	Size 20	7.5A	16-22AWG	1.5-0.35mm ²	1.30 - 2.16mm	Gold-Plated	-	-
AT62-20-0277	Socket	S&F	Size 20	7.5A	16-22AWG	1.5-0.35mm ²	1.30 - 2.16mm	Tin-Plated	-	-
AT62-20-0422	Socket	S&F	Size 20	7.5A	20-22AWG	0.5-0.35mm ²	1.25 - 1.8mm	Nickel-Plated	-	-
AT62-20-0444	Socket	S&F	Size 20	7.5A	20-22AWG	0.5-0.35mm ²	1.25 - 1.8mm	Gold-Plated	-	-
AT62-20-0477	Socket	S&F	Size 20	7.5A	20-22AWG	0.5-0.35mm ²	1.25 - 1.8mm	Tin-Plated	-	-

ATM, DuraMate™ and PanelMate™ Series

Size 20 Contact & Tooling Options, cont.

Tooling

Part Number	Tool Name	Style	Contact Size	Wire Range (AWG)	Material	Color
AUTK-20	Hand Crimp Tool	Machined	Size 20	12-26AWG	-	-
AUTK-100	Universal Heavy Duty Contact Crimping Tool Kit	Machined	Size 12/16/20	12-26AWG	-	-
CA-5D12	Universal Hand Crimp Tool	Machined	Size 12/16/20	12-26AWG	-	-
CA-5E12	Pneumatic Crimp Tool	Machined	Size 12/16/20	12-26AWG	-	-
MFX-3974-G or K	Crimp Die Press Applicator	S&F	Size 20	20AWG	-	-
MFX-3976-G or K	Crimp Die Press Applicator	S&F	Size 20	20-22AWG	-	-
MFX-3978-G or K	Crimp Die Press Applicator	S&F	Size 20	20-22AWG	-	-
ATT-20-00	Hand Crimp Tool	S&F	Size 20	16-20AWG	-	-
ATRT-100	Contact and Wedgelock Extraction Tool	Universal	Universal	-	Steel	Silver
AT11-240-2005	Contact Extraction Tool	Universal	Size 20	-	Plastic	Red
AT13-204-2005	Seal Plug	Universal	Size 20	-	Thermoplastic	White
AT13-204-2005-SR	Seal Plug	Universal	Size 20	n/a	Thermoplastic	Black
ATM13-217-2005	Locking Seal Plug	Universal	Size 20	-	Thermoplastic	Grey
ATM13-217-2005-SR	Locking Seal Plug	Universal	Size 20	-	Thermoplastic	Blue